

# TARKWA- NSUAEM MUNICIPAL ASSEMBLY



## PRESENTATION ON FINANCIAL PERFORMANCE

2021 TO 1<sup>ST</sup> QTR OF 2023

# **PRESENTATION OUTLINE**

## **1) FUNDS AVAILABLE TO THE ASSEMBLY – REVENUE**

- ❖ IGF PERFORMANCE FROM 2021 TO 1<sup>ST</sup> QTR OF 2023**
- ❖ GOVERNMENT OF GHANA (GOG) GRANTS - BREAKDOWN**



## **2) USES OF ASSEMBLY FUNDS - EXPENDITURE**




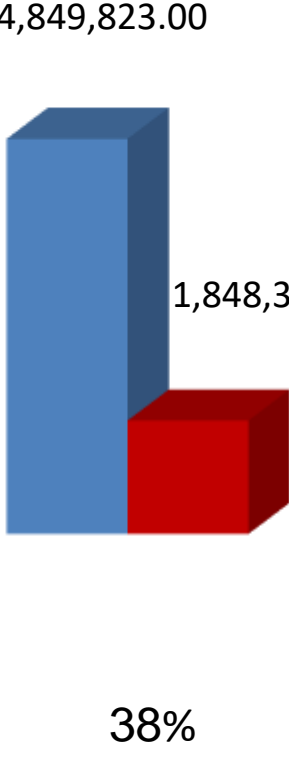
- ❖ SALARIES AND WAGES**
- ❖ GOODS AND SERVICES**
- ❖ ASSETS (CAPITAL EXPENDITURE)**


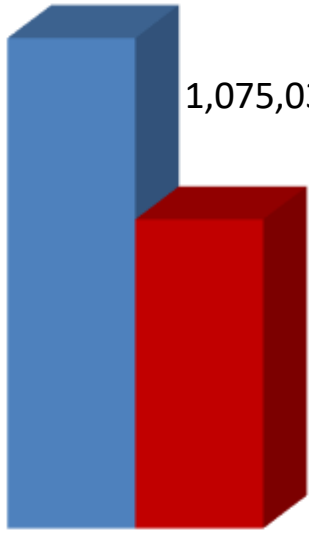
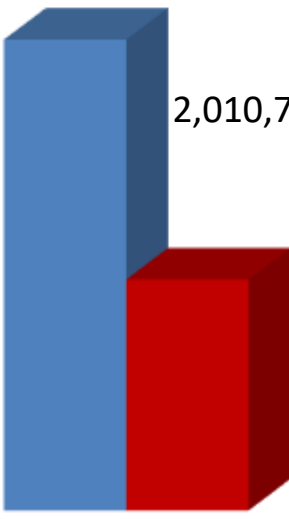
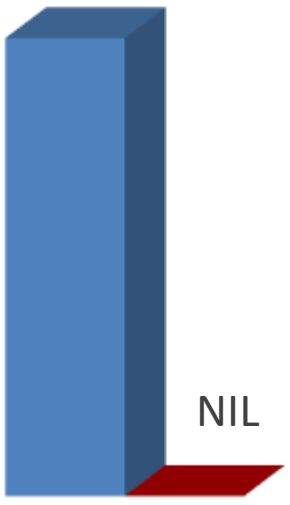
## **3) CONCLUSION**


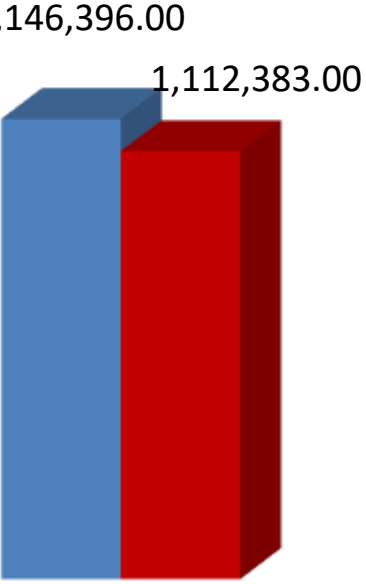
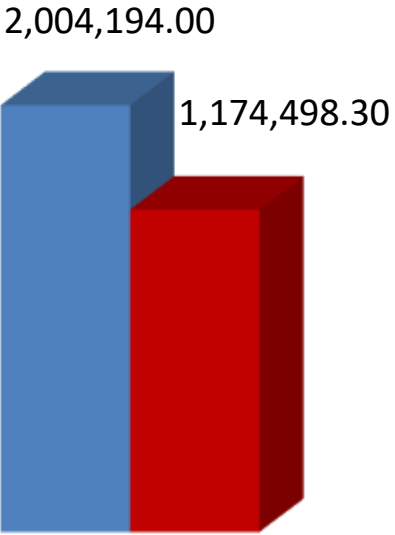

# TARKWA-NSUAEM MUNICIPAL ASSEMBLY -2021 Budget Year


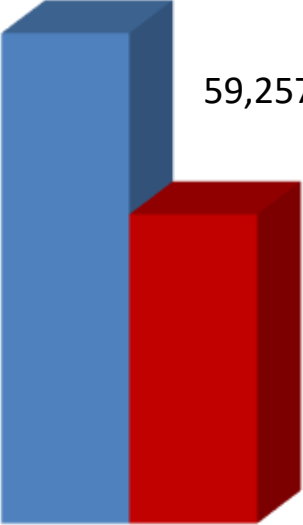
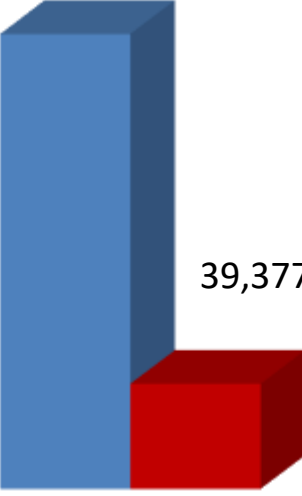
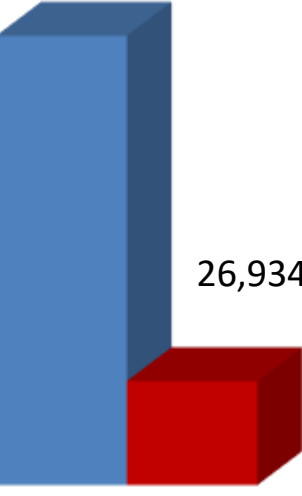
## 1.2 BUDGET TEMPLATE (2): Funds Available to the Assembly and Sources

Sources	2021	As at 31st Dec. 2022	As at 31st March. 2023
<p><b><u>INTERNAL – IGF</u></b></p>  	<p>■ BUDGET ■ ACTUAL</p> <p>6,759,464.00</p> <p>5,223,292.48</p> <p>77%</p>	<p>■ BUDGET ■ ACTUAL</p> <p>10,821,000.00</p> <p>9,177,305.27</p> <p>85%</p>	<p>■ BUDGET ■ ACTUAL</p> <p>13,748,500.00</p> <p>1,095,569.51</p> <p>8%</p>


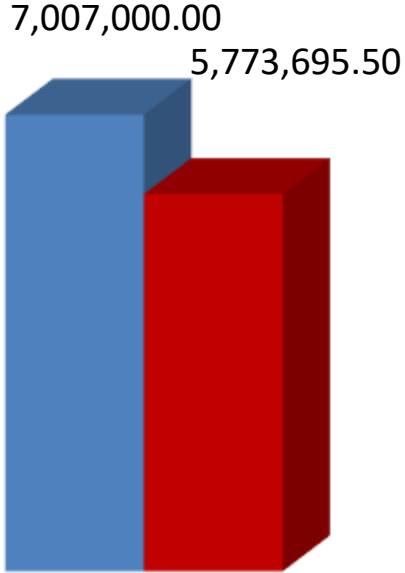
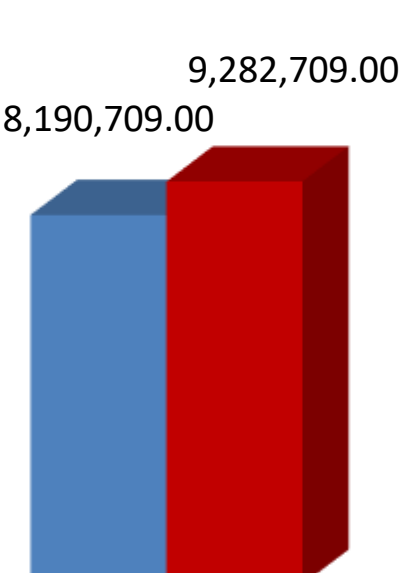
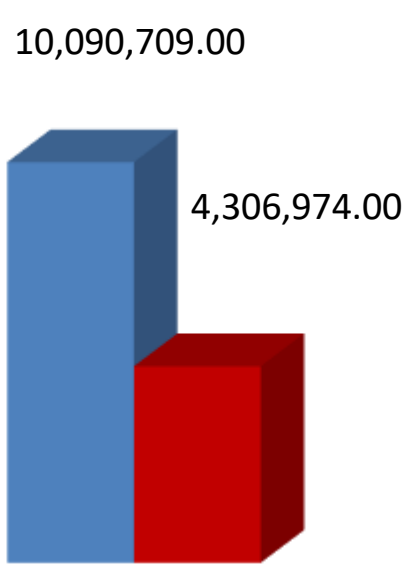
Sources	2021	As at 31st Dec. 2022	As at 31st March. 2023
<p><b><u>GOG Funds for Salaries</u></b></p> 	<p>■ BUDGET ■ ACTUAL</p>  <p>4,388,281.01 3,746,525.00</p> <p>117%</p>	<p>■ BUDGET ■ ACTUAL</p>  <p>4,785,537.85 4,480,952.00</p> <p>107%</p>	<p>■ BUDGET ■ ACTUAL</p>  <p>4,849,823.00 1,848,300.25</p> <p>38%</p>

Sources	2021	As at 31st Dec. 2022	As at 31st March. 2023
<p><b><u>DACF</u></b></p> 	<p>■ BUDGET ■ ACTUAL</p> <p>4,533,224.00</p>  <p>1,075,031.86</p> <p>24%</p>	<p>■ BUDGET ■ ACTUAL</p> <p>4,813,614.00</p>  <p>2,010,723.37</p> <p>42%</p>	<p>■ BUDGET ■ ACTUAL</p> <p>2,776,825.00</p>  <p>NIL</p> <p>0%</p>


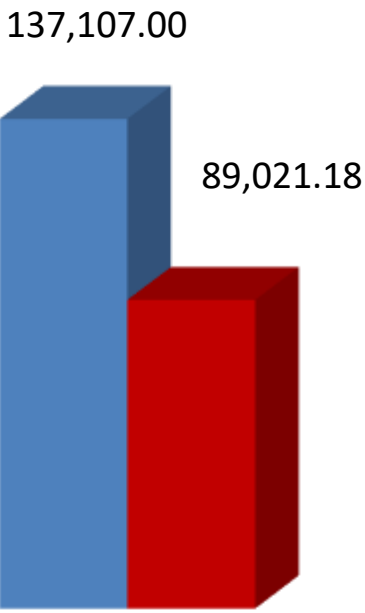
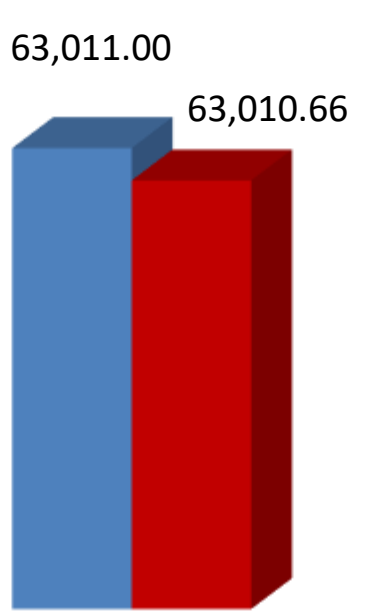
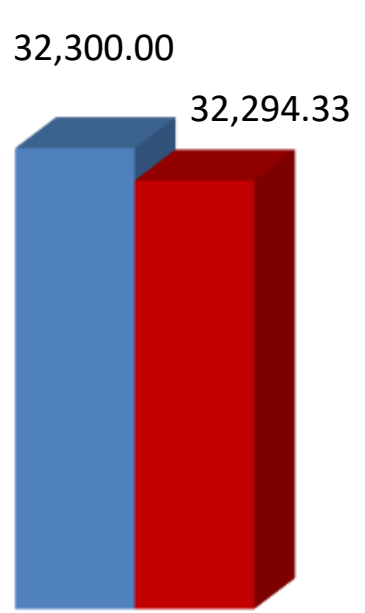
Sources	2021	As at 31st Dec. 2022	As at 31st March. 2023
<p><b><u>DACF-RFG</u></b></p> 	<p>■ BUDGET ■ ACTUAL</p>  <p>1,146,396.00 1,112,383.00</p> <p>97%</p>	<p>■ BUDGET ■ ACTUAL</p>  <p>2,004,194.00 1,174,498.30</p> <p>59%</p>	<p>■ BUDGET ■ ACTUAL</p>  <p>2,845,418.00 NIL</p> <p>0%</p>


Sources	2021	As at 31st Dec. 2022	As at 31st March. 2023
<p><b>GOG G&amp;S /ASSET TRANSFER</b></p> 	<p>■ BUDGET ■ ACTUAL</p> <p>102,145.00</p>  <p>59,257.06</p> <p>58%</p>	<p>■ BUDGET ■ ACTUAL</p> <p>153,697.00</p>  <p>39,377.40</p> <p>26%</p>	<p>■ BUDGET ■ ACTUAL</p> <p>89,000.00</p>  <p>26,934.35</p> <p>30%</p>



Sources	2021	As at 31st Dec. 2022	As at 31st March. 2023
<p><b><u>MDF AND STOOLANDS REVENUE</u></b></p> 	<p>■ BUDGET ■ ACTUAL</p>  <p>7,007,000.00 5,773,695.50</p> <p>82%</p>	<p>■ BUDGET ■ ACTUAL</p>  <p>8,190,709.00 9,282,709.00</p> <p>113%</p>	<p>■ BUDGET ■ ACTUAL</p>  <p>10,090,709.00 4,306,974.00</p> <p>43%</p>


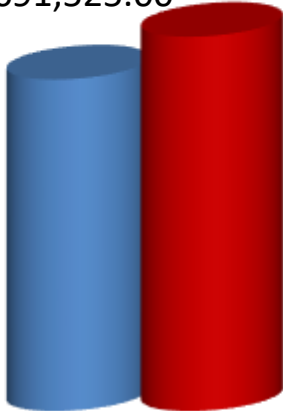
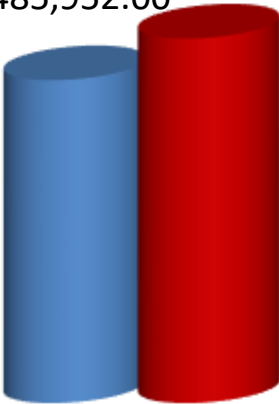
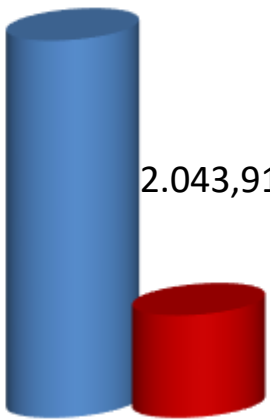



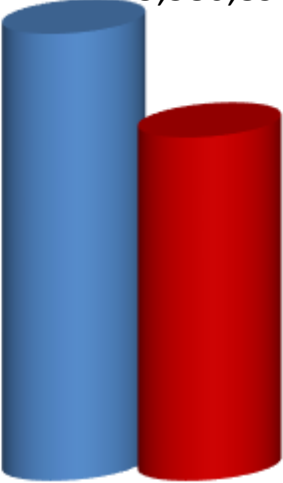
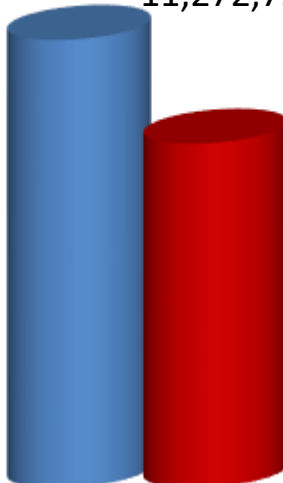
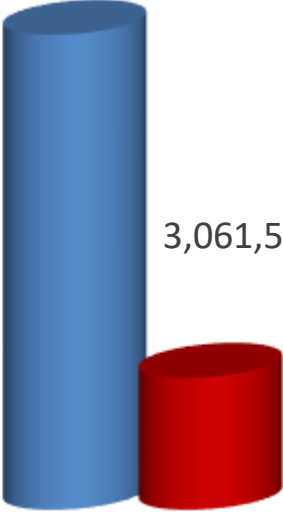
Sources	2021	As at 31st Dec. 2022	As at 31st March. 2023
<p data-bbox="54 268 367 299"><b>Donor Funds ( CIDA )</b></p> 	<p data-bbox="685 307 985 335">■ BUDGET ■ ACTUAL</p>  <p data-bbox="647 392 840 435">137,107.00</p> <p data-bbox="840 542 1014 585">89,021.18</p> <p data-bbox="724 1142 821 1192">65%</p>	<p data-bbox="1091 307 1391 335">■ BUDGET ■ ACTUAL</p>  <p data-bbox="1072 414 1246 456">63,011.00</p> <p data-bbox="1246 478 1420 521">63,010.66</p> <p data-bbox="1168 1142 1304 1192">99.9%</p>	<p data-bbox="1516 307 1816 335">■ BUDGET ■ ACTUAL</p>  <p data-bbox="1497 414 1671 456">32,300.00</p> <p data-bbox="1671 478 1845 521">32,294.33</p> <p data-bbox="1593 1142 1729 1192">99.9%</p>


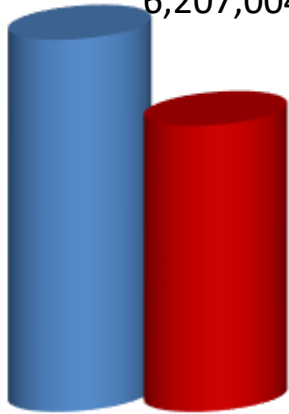
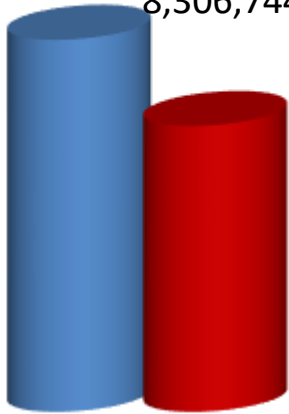
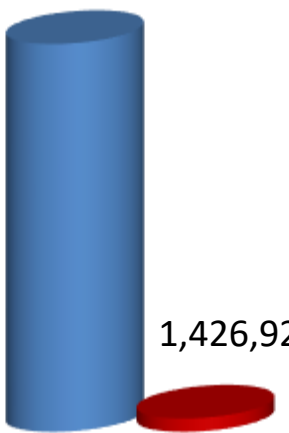
SOURCE		2021	As at 31st Dec. 2022	As at 31st March. 2023
<b>Total Revenue</b> 		<p>■ BUDGET ■ ACTUAL</p> <p>23,431,861.00</p> <p>17,720,962.09</p> <p>76%</p>	<p>■ BUDGET ■ ACTUAL</p> <p>30,527,177.00</p> <p>26,533,161.85</p> <p>87%</p>	<p>■ BUDGET ■ ACTUAL</p> <p>34,432,575.00</p> <p>7,310,072.44</p> <p>21%</p>
<b>Grand Total</b>	<b>APPROVED</b>	<b>23,431,861.00</b>	<b>30,527,177.00</b>	<b>34,432,575.00</b>
	<b>ACTUAL</b>	<b>17,720,962.09</b>	<b>26,533,161.85</b>	<b>7,310,072.44</b>

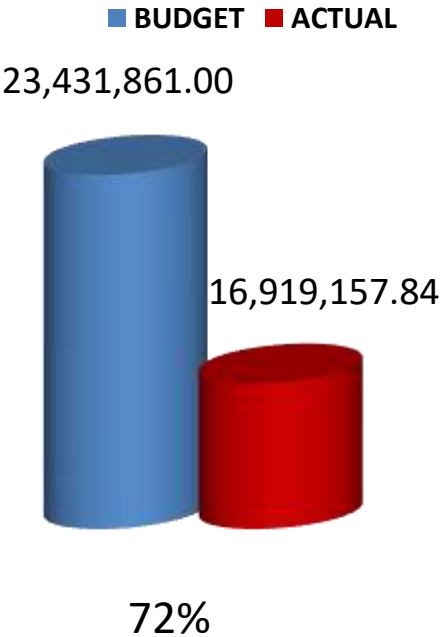
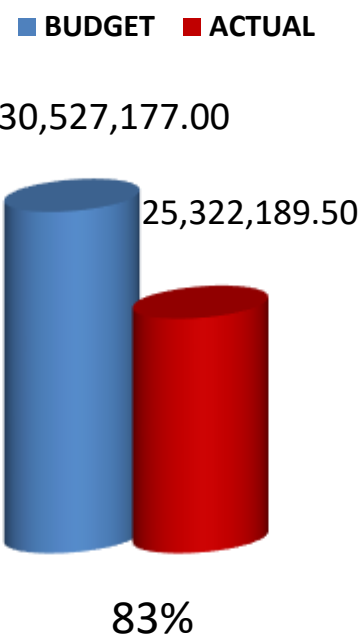
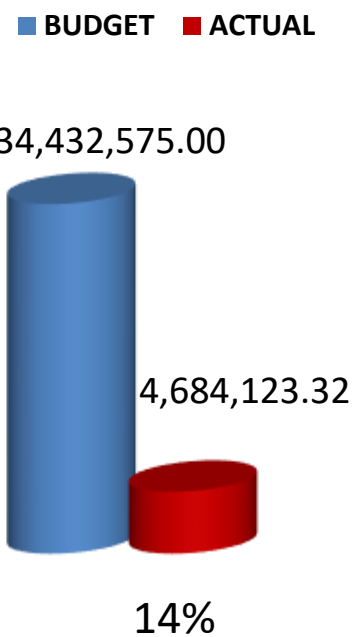
# TARKWA-NSUAEM MUNICIPAL ASSEMBLY 2021 Budget Year

## 1.3 BUDGET TEMPLATE (3): Uses of Assembly Funds (MONEY)

EXPENDITURE (1)	2021	As at 31 <sup>st</sup> Dec. 2022	As at 31 <sup>st</sup> March. 2023
<p><b>SALARIES &amp; WAGES</b></p> 	<p>■ BUDGET ■ ACTUAL</p> <p>5,131,254.91</p> <p>4,691,525.00</p>  <p>109%</p>	<p>■ BUDGET ■ ACTUAL</p> <p>5,742,644.93</p> <p>5,485,952.00</p>  <p>105%</p>	<p>■ BUDGET ■ ACTUAL</p> <p>5,984,823.00</p> <p>2,043,919.43</p>  <p>34%</p>

EXPENDITURE (1)	2021	As at 31st Dec. 2022	As at 31st March. 2023
<p data-bbox="63 254 409 292">Goods and Services</p> 	<p data-bbox="658 282 962 311">■ BUDGET ■ ACTUAL</p> <p data-bbox="595 368 813 404">9,357,194.00</p> <p data-bbox="788 446 1006 482">5,580,898.31</p>  <p data-bbox="736 1132 826 1168">60%</p>	<p data-bbox="1097 282 1400 311">■ BUDGET ■ ACTUAL</p> <p data-bbox="1033 368 1251 404">13,475,360.00</p> <p data-bbox="1221 446 1439 482">11,272,799.87</p>  <p data-bbox="1168 1132 1259 1168">84%</p>	<p data-bbox="1528 297 1831 325">■ BUDGET ■ ACTUAL</p> <p data-bbox="1497 418 1715 454">15,087,967.00</p> <p data-bbox="1671 718 1889 753">3,061,577.67</p>  <p data-bbox="1613 1132 1704 1168">20%</p>

EXPENDITURE (1)	2021	As at 31st Dec. 2022	As at 31st March. 2023
<p><b><u>ASSETS</u></b></p> 	<p>■ BUDGET ■ ACTUAL</p> <p>9,383,142.00</p> <p>6,207,004.62</p>  <p>66%</p>	<p>■ BUDGET ■ ACTUAL</p> <p>11,565,865.00</p> <p>8,306,744.70</p>  <p>72%</p>	<p>■ BUDGET ■ ACTUAL</p> <p>13,359,785.00</p> <p>1,426,926.47</p>  <p>11%</p>

EXPENDITURE (1)		2021	As at 31st Dec. 2022	As at 31st March. 2023
<b>Total uses on the assembly's money</b>		 <p>■ BUDGET ■ ACTUAL</p> <p>23,431,861.00</p> <p>16,919,157.84</p> <p>72%</p>	 <p>■ BUDGET ■ ACTUAL</p> <p>30,527,177.00</p> <p>25,322,189.50</p> <p>83%</p>	 <p>■ BUDGET ■ ACTUAL</p> <p>34,432,575.00</p> <p>4,684,123.32</p> <p>14%</p>
<b>Grand Total</b>	<b>Approved</b>	<b>23,431,861.00</b>	<b>30,527,177.00</b>	<b>34,432,575.00</b>
	<b>Actual</b>	<b>16,919,157.84</b>	<b>25,322,189.50</b>	<b>4,684,123.32</b>

THANK  
YOU

