

# TARKWA- NSUAEM MUNICIPAL ASSEMBLY



## PRESENTATION ON THE FINANCIAL PERFORMANCE FOR 2021

# **PRESENTATION OUTLINE**

## **1) FUNDS AVAILABLE TO THE ASSEMBLY – REVENUE FOR 2020 AND 2021**



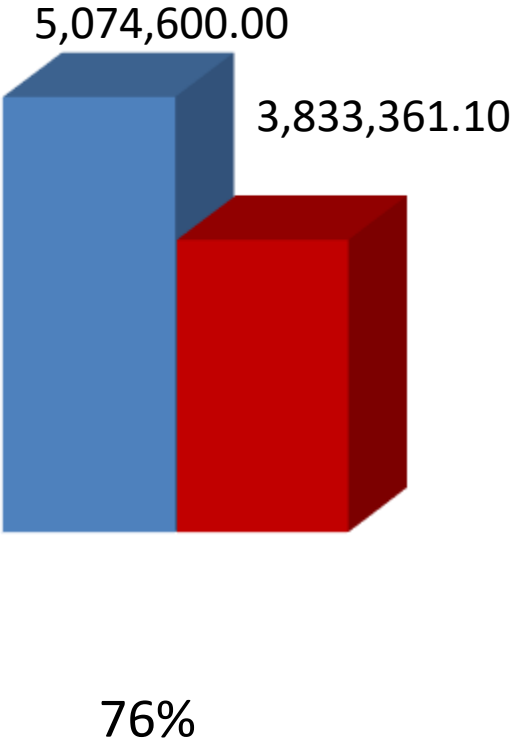
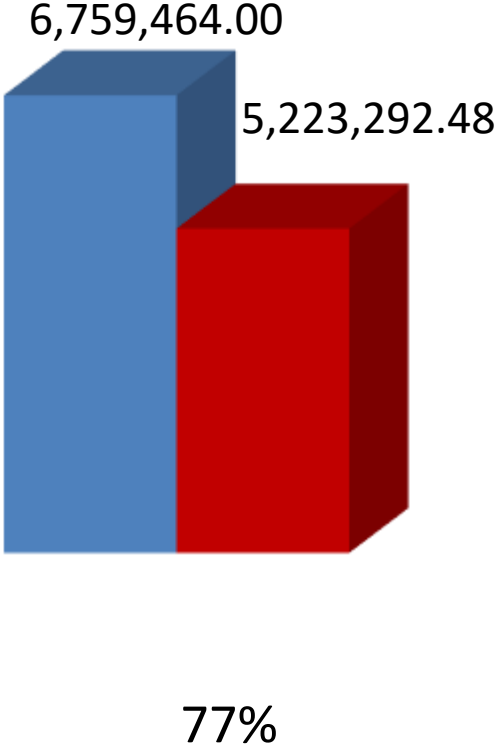
- ❖ IGF PERFORMANCE
- ❖ GOVERNMENT OF GHANA (GOG) GRANTS - BREAKDOWN



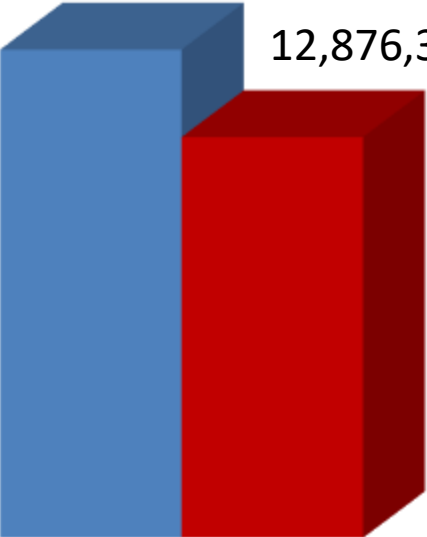
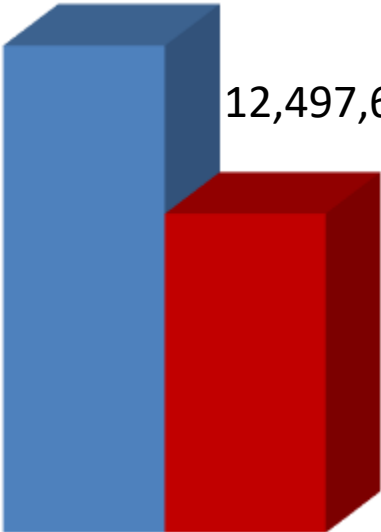
## **2) USES OF ASSEMBLY FUNDS – EXPENDITURE FOR 2020 AND 2021**


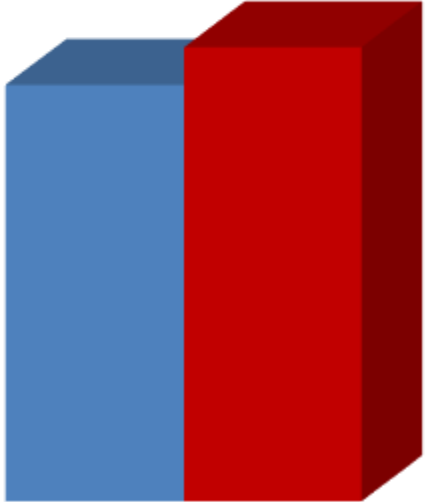
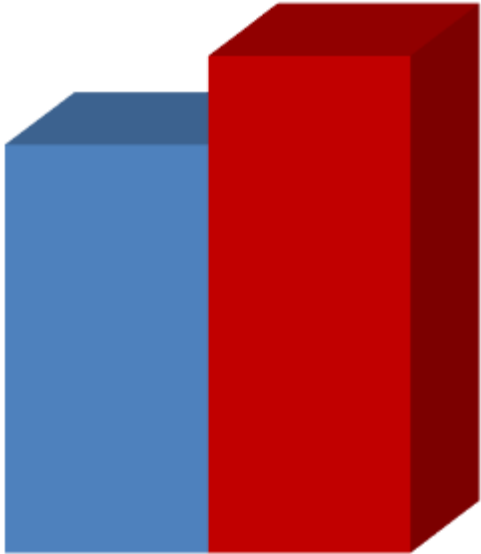
- ❖ SALARIES AND WAGES
- ❖ GOODS AND SERVICES
- ❖ ASSETS (CAPITAL EXPENDITURE)


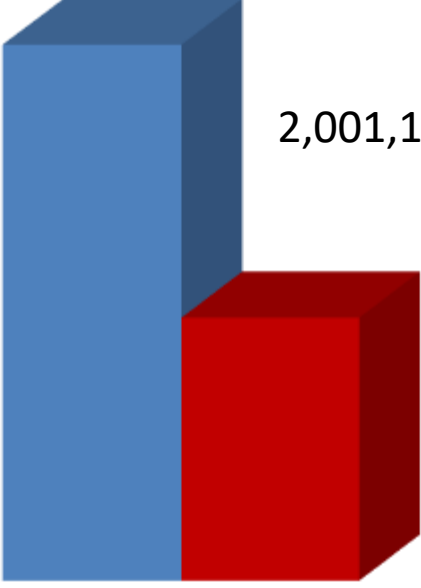
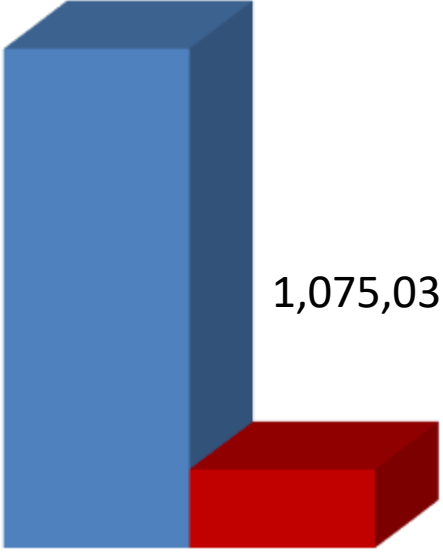
# TARKWA-NSUAEM MUNICIPAL ASSEMBLY -2021 Budget Year


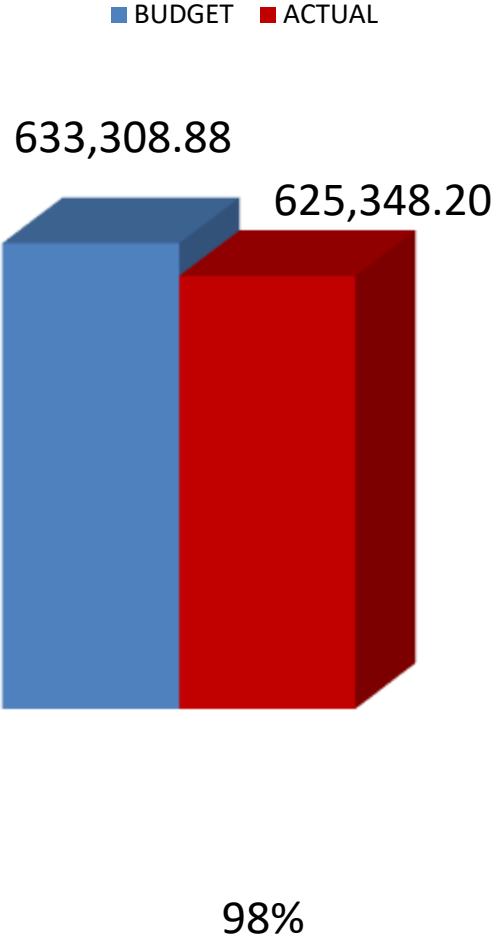

## 1.2 BUDGET TEMPLATE (2): Funds Available to the Assembly and Sources


Sources	As at 31st Dec. 2020	As at 31 <sup>st</sup> Dec.. 2021
<p><b>INTERNAL – IGF</b></p>  	<p>■ BUDGET ■ ACTUAL</p>  <p>5,074,600.00 3,833,361.10</p> <p>76%</p>	<p>■ BUDGET ■ ACTUAL</p>  <p>6,759,464.00 5,223,292.48</p> <p>77%</p>


Sources	As at 31 <sup>st</sup> Dec. 2020	As at 31 <sup>st</sup> Dec. 2021
<p data-bbox="150 300 756 447"><b><u>Central Government (DACF, DDF, GOG G&amp;S/ ASSET, MDF ,STL AND SALARIES,CIDA</u></b></p>  	<p data-bbox="1013 348 1285 374">■ BUDGET ■ ACTUAL</p> <p data-bbox="913 496 1192 539">15,359,559.17</p>  <p data-bbox="1145 631 1426 675">12,876,339.00</p> <p data-bbox="920 1295 1004 1338">84%</p>	<p data-bbox="1639 348 1911 374">■ BUDGET ■ ACTUAL</p> <p data-bbox="1561 496 1840 539">16,672,397.00</p>  <p data-bbox="1738 708 2019 751">12,497,669.61</p> <p data-bbox="1572 1286 1656 1329">75%</p>


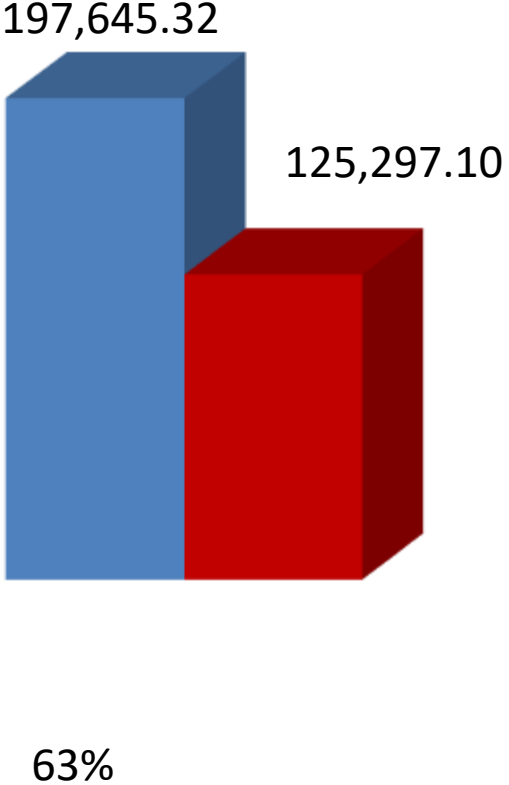
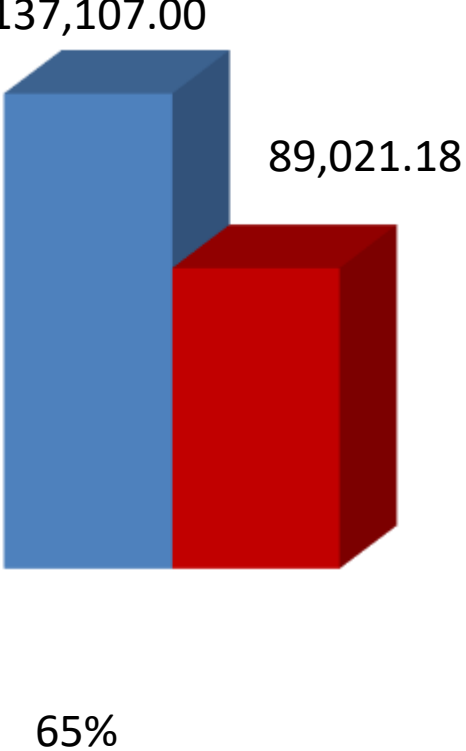
Sources	As at 31 <sup>st</sup> Dec. 2020	As at 31 <sup>st</sup> Dec. 2021
<p><b><u>GOG Funds for Salaries</u></b></p> 	<p>■ BUDGET ■ ACTUAL</p> <p>3,648,459.76</p> <p>3,345,727.66</p>  <p>109%</p>	<p>■ BUDGET ■ ACTUAL</p> <p>4,388,280.43</p> <p>3,746,525.00</p>  <p>117%</p>


Sources	As at 31 <sup>st</sup> Dec. 2020	As at 31 <sup>st</sup> Dec. 2021
<p><b><u>DACF</u></b></p> 	<p style="text-align: center;">■ BUDGET ■ ACTUAL</p> <p style="text-align: center;">4,079,477.97</p>  <p style="text-align: center;">2,001,106.63</p> <p style="text-align: center;">49%</p>	<p style="text-align: center;">■ BUDGET ■ ACTUAL</p> <p style="text-align: center;">4,533,224.00</p>  <p style="text-align: center;">1,075,031.86</p> <p style="text-align: center;">24%</p>

Sources	As at 31 <sup>st</sup> Dec. 2020	As at 31 <sup>st</sup> Dec. 2021
<p><b>DDF</b></p> 	<p>■ BUDGET ■ ACTUAL</p>  <p>633,308.88</p> <p>625,348.20</p> <p>98%</p>	<p>■ BUDGET ■ ACTUAL</p>  <p>1,146,396.00</p> <p>1,112,383.00</p> <p>97%</p>

Sources	As at 31 <sup>st</sup> Dec. 2020	As at 31 <sup>st</sup> Dec. 2021
<p><b><u>GOG G&amp;S /ASSET TRANSFER</u></b></p> 	<p>■ BUDGET ■ ACTUAL</p> <p>96,399.34</p> <p>75,624.31</p> <p>78%</p>	<p>■ BUDGET ■ ACTUAL</p> <p>102,145.00</p> <p>59,257.06</p> <p>58%</p>


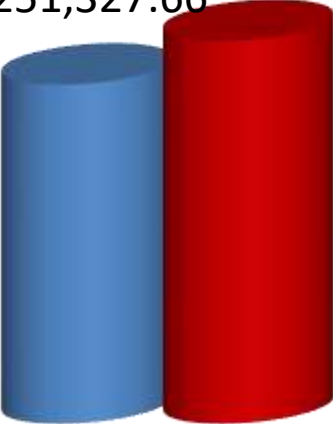
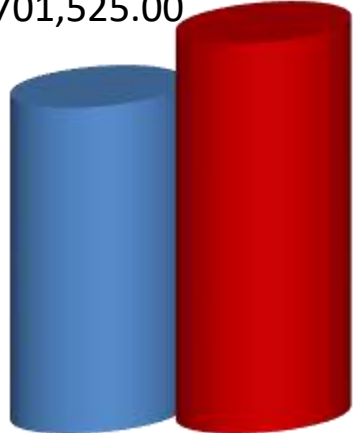
Sources	As at 31 <sup>st</sup> Dec. 2020	As at 31 <sup>st</sup> Dec.2021
<p><b><u>MDF AND STOOLANDS REVENUE</u></b></p> 	<p>■ BUDGET ■ ACTUAL</p> <p>7,007,000.00</p> <p>6,400,503.00</p> <p>91%</p>	<p>■ BUDGET ■ ACTUAL</p> <p>7,007,000.00</p> <p>5,773,695.50</p> <p>82%</p>


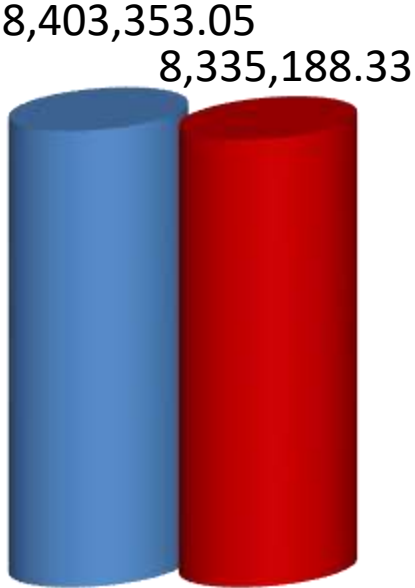
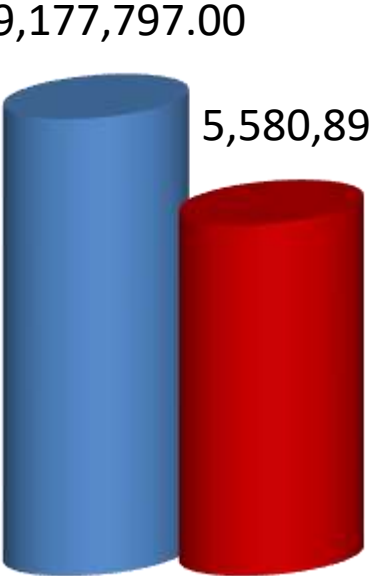
Sources	As at 31 <sup>st</sup> Dec. 2020	As at 31 <sup>st</sup> Dec. 2021
<p><b>Donor Funds ( CIDA )</b></p> 	<p>■ BUDGET ■ ACTUAL</p>  <p>197,645.32</p> <p>125,297.10</p> <p>63%</p>	<p>■ BUDGET ■ ACTUAL</p>  <p>137,107.00</p> <p>89,021.18</p> <p>65%</p>


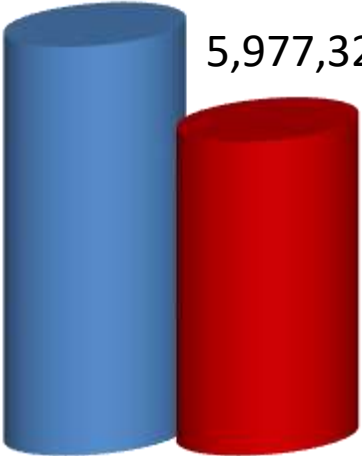
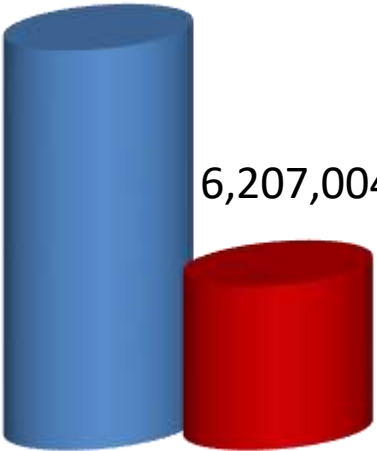
SOURCE		As at 31 <sup>st</sup> Dec. 2020	As at 31 <sup>st</sup> Dec 2021
<b>Total Revenue</b> 		<p>■ BUDGET ■ ACTUAL</p> <p>20,434,159.17</p> <p>16,709,700.10</p> <p>82%</p>	<p>■ BUDGET ■ ACTUAL</p> <p>23,431,861.00</p> <p>17,720,962.09</p> <p>75%</p>
<b>Grand Total</b>	<b>APPROVED</b>	<b>20,434,159.17</b>	<b>23,431,861.00</b>
	<b>ACTUAL</b>	<b>16,709,700.10</b>	<b>17,720,962.09</b>

# TARKWA-NSUAEM MUNICIPAL ASSEMBLY 2021 Budget Year

## 1.3 BUDGET TEMPLATE (3): Uses of Assembly Funds (MONEY)

EXPENDITURE (1)	As at 31 <sup>st</sup> Dec. 2020	As at 31 <sup>st</sup> Dec. 2021
<p><b>SALARIES &amp; WAGES</b></p> 	<p>■ BUDGET ■ ACTUAL</p> <p>4,393,388.54</p> <p>4,251,327.66</p>  <p>103%</p>	<p>■ BUDGET ■ ACTUAL</p> <p>5,131,254.91</p> <p>4,701,525.00</p>  <p>109%</p>

EXPENDITURE (1)	As at 31 <sup>st</sup> Dec, 2020	As at 31 <sup>st</sup> Dec, 2021
<p data-bbox="61 401 407 440">Goods and Services</p> 	<p data-bbox="849 430 1123 456">■ BUDGET ■ ACTUAL</p>  <p data-bbox="798 569 1212 661">8,403,353.05 8,335,188.33</p> <p data-bbox="937 1291 1026 1333">99%</p>	<p data-bbox="1550 430 1824 456">■ BUDGET ■ ACTUAL</p>  <p data-bbox="1473 586 1942 736">9,177,797.00 5,580,898.31</p> <p data-bbox="1628 1291 1716 1333">61%</p>

EXPENDITURE (1)	As at 31st Dec. 2020	As at 31st Dec..2021
<p><b>ASSETS</b></p> 	<p>■ BUDGET ■ ACTUAL</p> <p>7,779,478.46</p>  <p>5,977,320.48</p> <p>77%</p>	<p>■ BUDGET ■ ACTUAL</p> <p>9,552,539.00</p>  <p>6,207,004.62</p> <p>65%</p>

EXPENDITURE (1)		As at 31 <sup>st</sup> Dec. 2020	As at 31 <sup>st</sup> Dec. 2021
<b>Total uses on the assembly's money</b>		<p>■ BUDGET ■ ACTUAL</p> <p>20,434,159.17</p> <p>18,705,897.35</p> <p>91%</p>	<p>■ BUDGET ■ ACTUAL</p> <p>23,431,861.00</p> <p>16,919,157.84</p> <p>83%</p>
<b>Grand Total</b>	<b>Approved</b>	<b>20,202,828.44</b>	<b>20,431,861.00</b>
	<b>Actual</b>	<b>18,705,897.35</b>	<b>16,919,157.84</b>



THANK  
YOU

